



Cosmo School

Demo Exam-2020

Prep-II


Subject: Math

Name : _____


Section : _____

1. Pre number concept:

(a) Circle the medium object:




(b) Put a tick on the tall object:



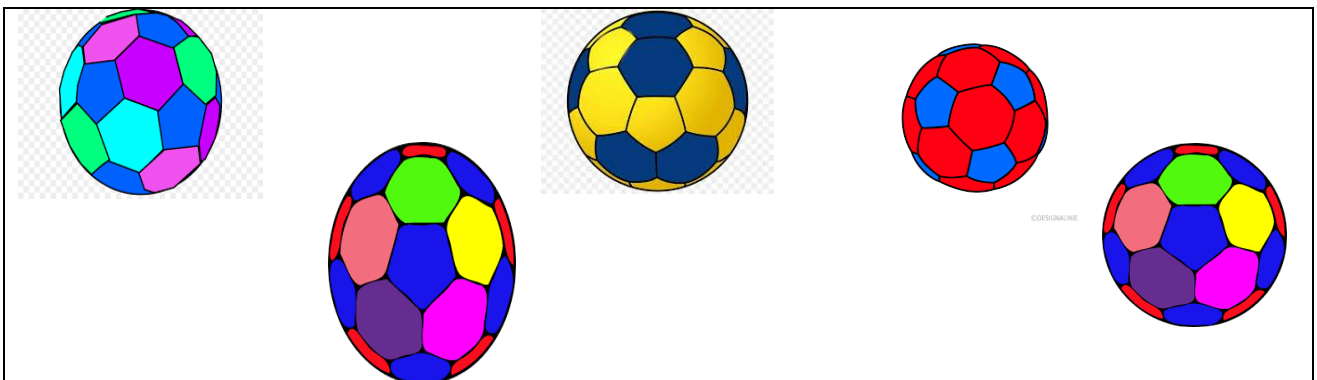
(c) Put a tick on the long object:



(d) Circle the big object:



(e) Draw line to join same size object:




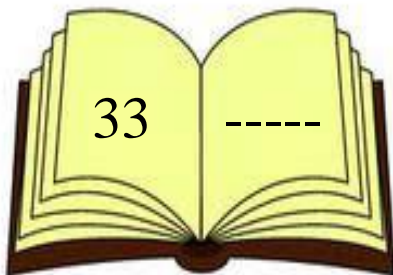

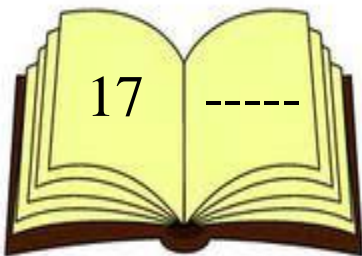
2. Write down the numbers 51-60 in the given boxes:

--	--	--	--	--	--	--	--	--	--

3. Write down the missing numbers in the given boxes:

21	22	23		25	26	27	28	29	
31		33	34	35	36		38		40

4. Write down the after numbers which are given below:



5. Put $<$, $>$, $=$ in the given boxes as required:

1 8 $>$ 7 $<$ 4 , 12 $<$ $12,6$ $<$ $16,13$ $<$ 19

6. Write down the number in ascending order which are given below:

3	10	6	7	1

7. নিচে প্রদত্ত খালি ঘরে সংখ্যা লিখ (৩১-৪০):








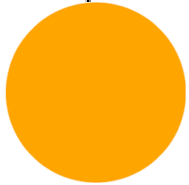

--	--	--	--	--	--	--	--	--	--

8. শূন্য স্থান পূরণ কর:











২১	২২		২৪	২৫	২৬		২৮	
৩০		৩২	৩৩	৩৪		৩৬	৩৭	৩৮



9. Count the picture and write down the number in the given circles :



10. Count the picture and write down the number in the given boxes and do addition:

 <input type="text"/>	+	 <input type="text"/>	=	<input type="text"/>
 <input type="text"/>	+	 <input type="text"/>	=	<input type="text"/>
 <input type="text"/>	+	 <input type="text"/>	=	<input type="text"/>
 <input type="text"/>	+	 <input type="text"/>	=	<input type="text"/>
 <input type="text"/>	+	 <input type="text"/>	=	<input type="text"/>