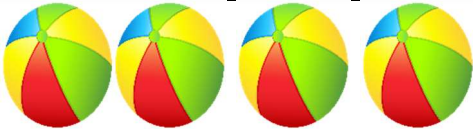








Name: \_\_\_\_\_ Subject: \_\_\_\_\_

Class: **One** Roll No: \_\_\_\_\_ Section: \_\_\_\_\_ Sign: \_\_\_\_\_

### CHT-1/Topic: Subtraction

1. Count the picture then write the numbers. After that do the following subtraction with the help of the pictures and write down the answers in the given blank boxes.  $6 \times 1 = 6$

		
<input style="width: 50px; height: 50px;" type="text"/>	-	<input style="width: 50px; height: 50px;" type="text"/>
		= <input style="width: 50px; height: 50px;" type="text"/>
		
<input style="width: 50px; height: 50px;" type="text"/>	-	<input style="width: 50px; height: 50px;" type="text"/>
		= <input style="width: 50px; height: 50px;" type="text"/>
		
<input style="width: 50px; height: 50px;" type="text"/>	-	<input style="width: 50px; height: 50px;" type="text"/>
		= <input style="width: 50px; height: 50px;" type="text"/>





-

=



-

=



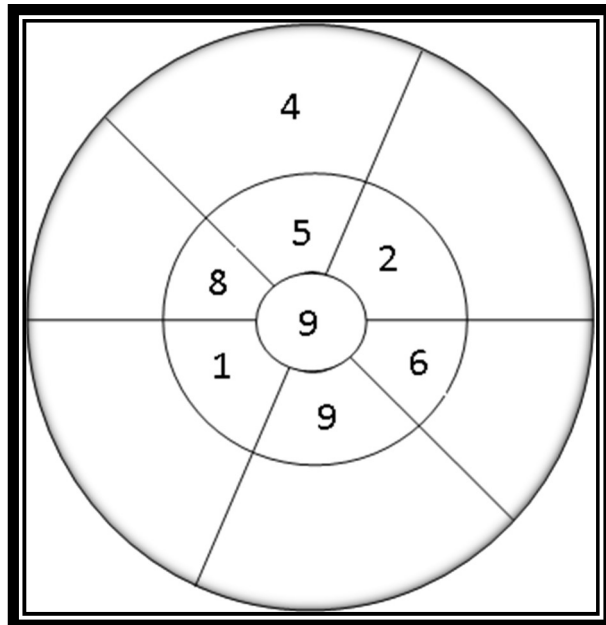
-

=

Subtraction

2. Do the following Subtraction with the middle numbers and fill in the given blanks.

$$5 \times 1 = 5$$



3. Do the following subtractions and match it with the answer:  $4 \times 1 = 4$

$$6 - 3$$

$$9 - 4$$

$$4 - 2$$

$$8 - 4$$

$$5$$

$$4$$

$$3$$

$$2$$



4. Do the following subtractions ( 2 digits) and write down the correct answers in the given blank boxes:

$4 \times 1 = 4$

$$\begin{array}{r} \text{a) } 57 \\ - 40 \\ \hline \end{array}$$

$$\begin{array}{r} \text{b) } 95 \\ - 32 \\ \hline \end{array}$$

$$\begin{array}{r} \text{c) } 38 \\ - 12 \\ \hline \end{array}$$

$$\begin{array}{r} \text{d) } 76 \\ - 13 \\ \hline \end{array}$$

Neatness:

1

