

**Lecture Sheet-2**

**Chapter- 8: Gender Equality**

**Topic-2: International Women's Day**

**Notes:**


- **At first read the related topic from the text book.**

**International Women's Day:**




- On 8 March every year, throughout the world, we celebrate International Women's Day.
- It is a day when women are recognized for their achievements without regard to divisions, whether national, ethnic, linguistic, cultural, economic or political.
- International Women's Day 2020 theme— "I am Generation Equality Realizing Women's Rights".

**International Women's Day symbol:**




### History of Women's Day

- On 8 March 1857, Women garment workers in New York went on strike. They demanded equal pay to men and an eight-hour working day.
- On the same day in 1908 there was another mass strike by women of the Garment Workers Union in New York.
- Then in 1910, the German socialist Clara Zetkin called for an International Women's Day, campaigning particularly for votes for women.



Clara Zetkin and women liberation

- In 1913 Russia celebrated Women's day on the last Sunday of February.
- In 1977, The UN declared 8 March as International Women's Day for the whole world.



Women liberation

### The significance of International Women's Day:

- To bring an encouraging change worldwide.
- To bring a positive change by challenging the backwardness of gender equality.
- To removing social and financial discrimination between men and women.
- To raise awareness about different aspects of women rights.

**International Women's Day is aiming to achieve/  
Reasons to celebrate the International Women's Day:**

- 'Inspiring Change' is the theme which encourages demands for women's advancement everywhere in every way.
- It calls for challenging the status for women's equality and vigilance inspiring positive change.

**PS: \* Study the lecture sheet to upgrade your learning curve and you will find answer to the question from work sheet.**

**\* If you find it difficult to follow the video you can always pause and watch the screen to make it more understandable. Also, everything is shared in the lecture sheet for better understanding.**

**\* What you have learnt today, that you have to orally share the lesson with your afternoon teacher.**

---

Thank you  
Samia Laboni

